

BEARS BREAK: NSE ASI APPRECIATES BY 0.82 AS 6 DAYS DISMAL RUN HALTS

Equities market closed the day's trading session in green zone as the NSE All Share Index and Market Capitalisation appreciated by 0.82% to close at 31,139.35 and ₦11.61 trillion respectively. The Year-to-Date (YtD) and the Quarter-to-Date (QtD) returns stand at -0.93% and -0.93%, while the Month-to-Date (MtD) and Week-to-Date returns stand at -1.84% and -0.01% respectively

NSE Sector Indices: Of all the Industries on the NSE within our coverage, 5 sectors advanced in points and 1 sector declined. The NSE sector indices that advanced in points were NSE INSURANCE (+1.46%), NSE BANKING (+1.37%), NSE 30 (+0.77%), NSE PREMIUM (+0.63%), NSE CONSUMER GOODS (+0.40%) while the sector that declined in points was NSE OIL & GAS (-0.36%).

The market breadth (gainers/losers) of 1.05x for the day indicates that the number of buyers outpaced the number of sellers in the market today. At the end of the day's trading, 17 stocks advanced as 12 stocks declined; PRESTIGE (+10.00%), MEYER (+9.26%) and INTBREW (+8.11%) led the gainers chart while CADBURY (-10.00%), UPL (-9.76%) and BETAGLAS (-8.92%) led the losers' chart for the day.

The day's trading activities by volume was led by ACCESS (98.93million), ZENITHBANK (21.05million) and GUARANTY (15.85million) while the activity by value was led by ACCESS (₦0.72billion), GUARANTY (₦0.59billion) and ZENITHBANK (₦0.46billion).

Outlook: NSE ASI appreciated by 0.82 at the close of trading day ending 6 days dismal run. Dominance of buyers in the market reflected on the market breadth of today's activity as it is at 1.05x (vs 1.50x in last trading day).

It is expected that investors will continue to tread cautiously amid elections worries and expectations from the government. We advise our clients to start taking position in the companies that have good dividend payment history.

TOP GAINERS

	Stock	Previous Close	Today's Close	Change (₦)		%Change
1	PRESTIGE	0.50	0.55	0.05	↑	10.00
2	MEYER	0.54	0.59	0.05	↑	9.26
3	INTBREW	24.05	26.00	1.95	↑	8.11
4	WAPIC	0.39	0.42	0.03	↑	7.69
5	CHIPLC	0.27	0.29	0.02	↑	7.41
6	CCNN	20.00	20.90	0.90	↑	4.50
7	GUARANTY	36.15	37.50	1.35	↑	3.73
8	UCAP	2.75	2.85	0.10	↑	3.64
9	CHAMPION	1.40	1.45	0.05	↑	3.57
10	LASACO	0.31	0.32	0.01	↑	3.23

TOP LOSERS

	Stock	Previous Close	Today's Close	Change (₦)		%Change
1	CADBURY	11.00	9.90	-1.10	↓	-10.00
2	UPL	2.05	1.85	-0.20	↓	-9.76
3	BETAGLAS	79.00	71.95	-7.05	↓	-8.92
4	UAC-PROP	1.86	1.70	-0.16	↓	-8.60
5	REGALINS	0.26	0.24	-0.02	↓	-7.69
6	PZ	11.25	10.50	-0.75	↓	-6.67
7	UNITYBNK	0.85	0.81	-0.04	↓	-4.71
8	NASCON	20.90	20.00	-0.90	↓	-4.31
9	UNIONDAC	0.30	0.29	-0.01	↓	-3.33
10	WEMABANK	0.79	0.77	-0.02	↓	-2.53

NSE MARKET DAILY STATISTICS				
	Today	Previous		% Change
NSE All Share Index (NSEASI)	31,139.35	30,885.31	↑	0.82%
Market Cap. (₦ 'trn)	11.61	11.52	↑	0.82%
Transaction Volume (million)	231.23	250.03	↓	-7.52%
Market Turnover (₦ 'million)	2,616.81	2,430.79	↑	7.65%
Number of Deals	3,253	3,869	↓	-15.92%

Source: Nigerian Stock Exchange (NSE) / PAC Research

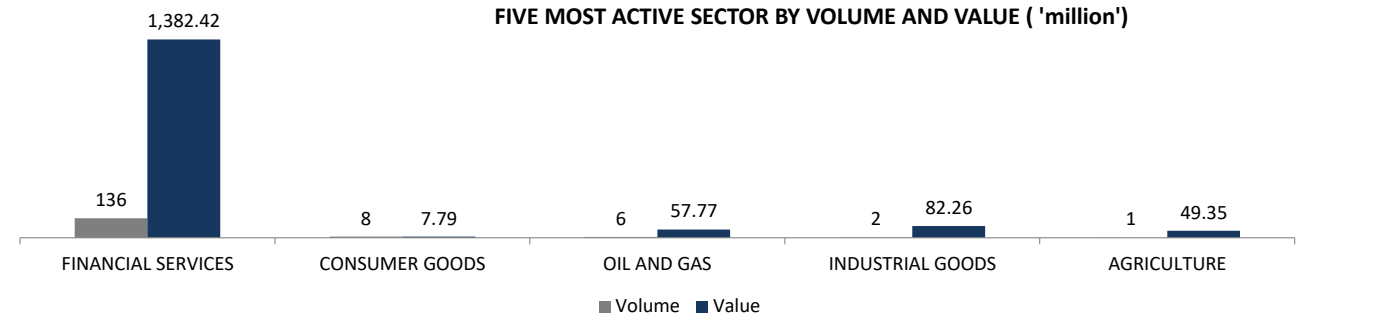
NSE SECTOR INDICES						
	Today	Previous	% Change		YtD(%)	
NSE 30	1,398.78	1,388.05	↑	0.77%	↓	-1.30%
NSE Banking 10	415.77	410.16	↑	1.37%	↑	4.22%
NSE Oil&Gas 5	280.54	281.56	↓	-0.36%	↓	-7.18%
NSE Insurance 10	128.50	126.65	↑	1.46%	↑	1.60%
NSE Consumer Goods 10	703.73	700.93	↑	0.40%	↓	-6.02%
NSE Premium Index	2,200.40	2,186.58	↑	0.63%	↑	0.24%

Source: Nigerian Stock Exchange (NSE) / PAC Research

TOP 10 LOSERS YEAR TO DATE			TOP 10 GAINERS YEAR TO DATE		
1	RESORTSAL	-60.00%	1	CILEASING	308.43%
2	ETRANZACT	-33.16%	2	DANGFLOUR	69.34%
3	ACADEMY	-28.00%	3	ABCTRANS	68.97%
4	CHAMPION	-27.14%	4	MCNICHOLS	48.94%
5	GLAXOSMITH	-25.52%	5	JBERGER	36.82%
6	UNITYBNK	-24.30%	6	ROYALEX	31.82%
7	CHIPLC	-23.68%	7	CAVERTON	23.96%
8	LINKASSURE	-23.61%	8	LIVESTOCK	22.45%
9	NEIMETH	-20.51%	9	UBN	22.32%
10	MRS	-18.87%	10	WEMABANK	22.22%

COMPANY	TURNOVER (₦'B)	CURRENT PAT (₦'B)	PREVIOUS PAT (₦'B)	PERIOD
ZENITH BANK PLC	630.344	193.42	173.79	FY 2018
NIGERIAN BREWERIES PLC	324.389	19.40	33.01	FY 2018
DANGOTE CEMENT PLC	901.213	390.33	204.25	FY 2018
ACCESS BANK PLC	230.439	42.47	47.66	9M 2018
UNILEVER NIG PLC	72.305	9.57	4.83	9M 2018

Source: Nigerian Stock Exchange (NSE) / PAC Research

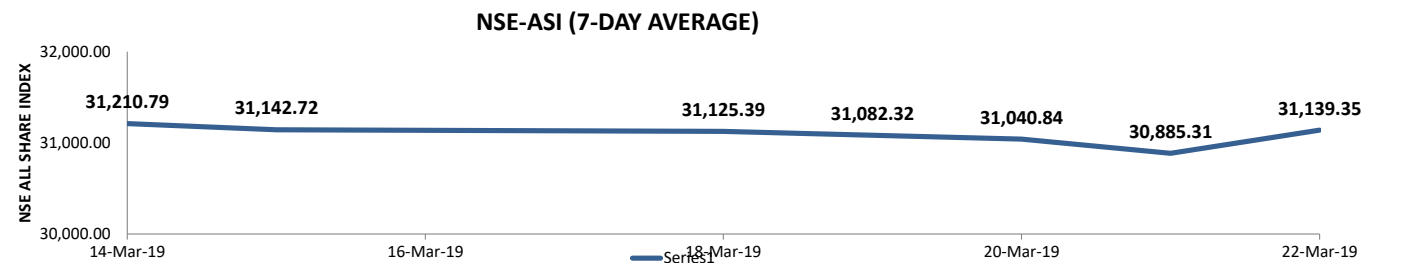
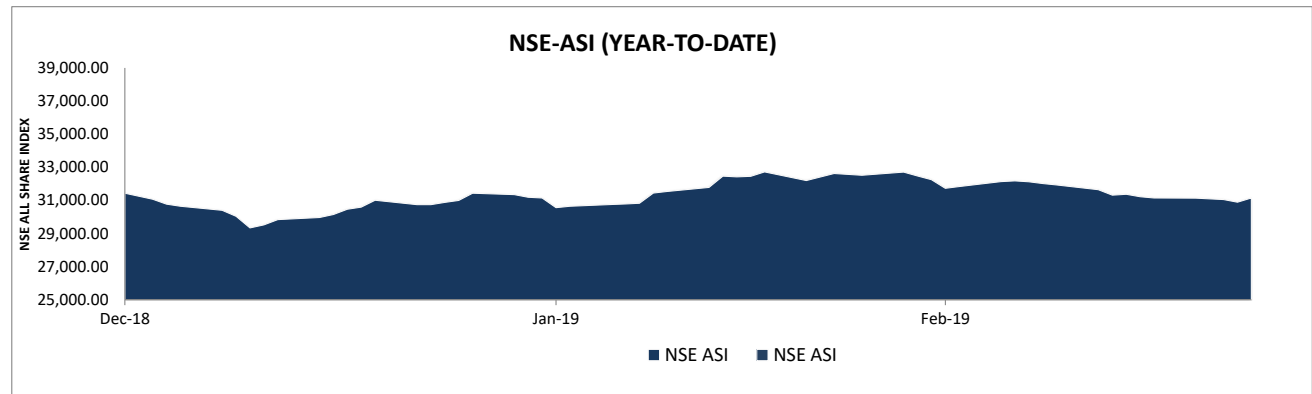


NSE RETURN HISTORY

Day Change	↑	0.82%
Week-to-Date	↓	-0.01%
Month-to-Date	↓	-1.84%
Quarter-to-Date	↓	-0.93%
Year-to-Date	↓	-0.93%

TOP TRADED STOCKS BY VOLUME		TOP TRADED STOCKS BY VALUE	
STOCK	VOLUME (UNITS)	STOCK	VALUE (₦)
ACCESS	98,927,367	ACCESS	722,233,066.35
ZENITHBANK	21,050,150	GUARANTY	589,572,056.75
GUARANTY	15,851,769	ZENITHBANK	463,298,512.95
STERLNBANK	11,102,910	NESTLE	216,102,201.80
WAPIC	8,199,679	DANGCEM	68,783,825.00

Source: Nigerian Stock Exchange (NSE) / PAC Research



FIXED INCOME REPORT AS AT MARCH 21, 2019

Treasury Bills Market:

In the treasury bills markets, the average yield increase by 58bps as it closed at 13.75% today (vs. 13.17% average market yield of last trading session). At the end of the trading session today, the 30-May-19, 29-Aug-19 and 20-Feb-20 bills closed at 12.18% (0.78%), 14.29% (0.42%), and 14.77% (0.54%) respectively.

FGN Bond Market:

In the bond market, the average market yield decrease by an average of 1bps as it closed at 14.30% as against 14.31% of the previous session. The result for the 13-Dec-2020, 12-Sep-2021, 14-Mar-2024, 22-Jan-2026, 28-Nov-2028, 18-Jul-2034 and 18-Apr-2037 bonds traded are 13.92% (0.21%), 14.65% (0.00%), 14.47% (0.00%), 14.35% (-0.12%), 14.25% (-0.13%), 14.22% (-0.14%) and 14.12% (0.00%) respectively.

Foreign Exchange Market:

At the FX Market (CBN Official Window), Naira remains unchanged 0kobo, closing at ₦306.90/\$ today compared to the ₦306.90/\$ it traded in the previous trading session. On Investors and Exporters Window, Naira depreciated by 7 kobo against dollar as it closed at ₦360.47/\$ today (vs. ₦360.40/\$ it closed in the previous trading session).

Money Market:

In the Money Market today, the REPO rate increased by an average of 290bps to tighten liquidity. At the end of the trading session, the call, 1M, 2M, 3M rate closed at 8.00% (0.00%), 14.00% (4.07%), 14.38% (3.88%) and 14.63% (3.63%) respectively. However, Open-Buy-Back (OBB) and Overnight (O/N) rate increased by an average of 596 bps, closing at 16.00% and 17.25% respectively.

EXCHANGES				
AFRICA	22-Mar-19	VALUE Δ	21-Mar-19	% CHANGE
NSE	31,139.35	254.04	30,885.31	0.82%
BOTSWANA	1,328.01	0.00	1,328.01	0.00%
GHANA SE	2,420.56	9.71	2,410.85	0.40%
JSE	56,849.67	79.81	56,769.86	0.14%
RWANDA SI	132.31	0.00	132.31	0.00%
UGANDA SE	#N/A N/A	0.00	#VALUE!	#VALUE!
GLOBAL		VALUE Δ		% CHANGE
DOW JONES	26053.44	139.34	25914.10	0.54%
FTSE 100	7326.19	27.00	7299.19	0.37%
DAX	11783.08	126.02	11657.06	1.08%
NIKKEI 225	21566.85	-17.65	21584.50	-0.08%
S&P 500	2842.92	9.98	2832.94	0.35%

Source: Bloomberg / PAC Research as at 16.00 GMT

CURRENCY			
MAJOR CURRENCIES			
	CURRENCY/₦		CURRENCY/\$
USD	359.38	CFA FRANC	578.14
EUR	410.09	S.A RAND	14.44
GBP	479.13	GHANA CEDI	5.16
JPY	3.24	KENYAN SHILLING	100.68
AUD	256.47	RWANDA FRANC	907.76
ZAR	24.99	EGYPTIAN POUND	17.25

Source: Bloomberg / PAC Research

ECONOMIC INDICATORS	
	22-Mar-19
MONETARY POLICY RATE (MPR)	14%
LIQUIDITY RATIO(LR)	30.00%
CASH RESERVE RATIO(CRR) Private(Public)	22.50%
INFLATION RATE (January 2019)	11.31%
GDP GROWTH RATE (FY'18)	1.93%

COMMODITIES			
ENERGY	TODAY'S PRICE	VALUE Δ	PREVIOUS PRICE
BRENT CRUDE	66.59	-0.05	66.64
WTI CRUDE	58.69	-0.13	58.82
GASOLINE	190.44	-0.62	191.06
NATURAL GAS	2.78	0.01	2.77
METALS		VALUE Δ	
GOLD	1313.11	5.37	1307.74
SILVER	15.42	0.06	15.36
PLATINIUM	852.62	15.72	836.90
PALLADIUM	1557.17	9.29	1547.88
ALUMINIUM	A Real Time	23.50	#VALUE!
COPPER	A Real Time	-6.00	#VALUE!
AGRICULTURE		VALUE Δ	
CORN	380.00	-2.75	382.75
WHEAT	472.50	-1.50	474.00
SOYBEANS	907.25	-3.75	911.00
SUGAR	12.65	-0.14	12.79
COTTON	76.88	0.47	76.41
COCOA	2152.00	-4.00	2156.00

BALANCED FUND

Investment takes different forms. In investing you need to consider a few basic things;

- a) What opportunities exist in the market
- b) How much capital to commit into investment.
- c) Transaction cost
- d) Skill and time to monitor the investment
- e) How to exit the investment

Many people often ask the question why a particular stock made more than 390% last year, and think 'if I had put my money in there my investment would have quadrupled'. While that is true, have you considered investing in some stock that delivers a negative return of about 65%? - That could be catastrophic. You wouldn't know on face value what stock would likely do well at the end of the day. This is why diversification is essential, so that as your portfolio risk is spread out.

It does not require a huge amount to build a well-diversified portfolio. One can benefit from portfolio diversification, professional management, competitive returns and broad investment opportunities simply by investing in a vehicle such as a Mutual Fund. Buying into a fund provides great benefit to investors with limited knowledge, time or money, while expanding the opportunities available to the investor.

A Balanced Fund is a type of collective investment scheme that invests in multiple asset classes giving you an opportunity to benefit from a broader range of investment securities. Let me introduce PACAM Balanced Fund sponsored by the PAC Asset Management LTD.

The PACAM Fund is an Open-ended Balanced Fund that will be invested in a mix of instruments across four asset classes and target locations are as follow ; Equity (up to 40%), Bonds (up to 15%), Money Market (up to 15%) and Real Estate (up to 30%.) The Fund seeks to achieve an efficient balance between capital appreciation and income for investors with modest risk appetite.

Unit Of Sale: Minimum of 50,000 units and multiples of 10,000 units thereafter.

Offer Price: N1:00 per unit

How to subscribe:

Visit www.pacassetmanagement.com/mutualfunds download the application form, complete it and make payment at any branch of Access or Unity Bank to the following account numbers

Access Bank: 0694495528

Unity Bank: 0024075950

Please scan completed application form and payment evidence to info@pacassetmanagement.com

Redemption: You can redeem your money within 5 working days after the relevant documents have been submitted to the fund manager, but any redemption within 90 days from the date you subscribed for units will attract a fee in an amount equal to 10% of the positive total return of the units being redeemed on the day of redemption.

Reinvestment Option: Investors may either elect to receive dividend payments or, reinvestment of such dividends.

Dividend Payment: Dividend as declared, shall be distributed electronically within 7 working days after SEC approval of the funds financial results.

EARNINGS UPDATES

DANGOTE CEMENT PLC (FINAL DIVIDEND)

Proposed Final Dividend: 16.00 Naira per share

Proposed Bonus: NA

Closure Date: June 4, 2019

Qualification Date: June 3, 2019

TRANSNATIONAL CORPORATION OF NIGERIA PLC (FINAL DIVIDEND)

Proposed Final Dividend: 3 kobo per share

Proposed Bonus: NA

Closure Date: March 5, 2019

Qualification Date: February 28, 2019

ZENITH BANK PLC (FINAL DIVIDEND)

Proposed Final Dividend: 2.50 Naira per share

Proposed Bonus: NA

Closure Date: March 11, 2019

Qualification Date: March 8, 2019

AGM Date: March 18, 2019

NIGERIAN BREWERIES (FINAL DIVIDEND)

Proposed Final Dividend: 1.83 Naira per share

Proposed Bonus: NA

Closure Date: March 7, 2019

Qualification Date: March 6, 2019

AGM Date: May 17, 2019

8A, Elsie Femi Pearse, Adeola Odeku

Victoria Island, Lagos.

Tel: 234 (0) 1 2716899, 2718630

Website: www.panafricancapitalholdings.com

Email: info@panafricancapitalholdings.com

For further enquiries, please call **Charles Okonkwo** on **+2348036824312**

Disclaimer

The information, opinions and recommendations contained herein are and must be construed solely as statements of opinion and not statements of fact. No warranty, express or implied, as to the accuracy, timeliness, completeness, merchantability or fitness for any particular purpose of any such recommendation or information is given or made by **PanAfrican Capital** in any form or manner whatsoever. Each recommendation or opinion must be weighed solely as one factor in any investment or other decision made by or on behalf of any user of the information contained herein and such user must accordingly make its own study and evaluation of each strategy / security that it may consider purchasing, holding or selling and should appoint its own investment or financial or other advisors to assist the user in reaching any decision. **PanAfrican Capital** will accept no responsibility of any nature in respect of any statement, opinion, recommendation or information contained in this document.