

STOCKS MARKET MAINTAINS POSITIVE NOTE THROUGHOUT THE WEEK; NSE ASI UP BY 0.31%

Equities market closed the day's trading session in green zone as the NSE All Share Index and Market Capitalisation appreciated by 0.31% to close at 31,529.92 and ₦11.76 trillion respectively. The Year-to-Date (YtD) and the Quarter-to-Date (QtD) returns stand at 0.32% and 0.32%, while the Month-to-Date (MtD) and Week-to-Date returns stand at 3.18% and 2.92% respectively.

NSE Sector Indices: Of all the Industries on the NSE within our coverage, 5 sectors advanced in points while 1 sector declined. The NSE sector indices that advanced in points were NSE OIL & GAS (+2.57%), NSE INSURANCE (+1.25%), NSE CONSUMER GOODS (+1.23%), NSE BANKING (+1.21%) and NSE 30 (+0.82%), while the sector that declined in points was NSE PREMIUM (-0.39%).

The market breadth (gainers/losers) of 3.09x for the day indicates that the number of buyers outpaced the number of sellers in the market today. At the end of the day's trading, 23 stocks advanced as 10 stocks declined; NEM (+8.70%), NPFMCRFBK (+8.39%) and UPL (+8.33%) led the gainers chart while INTERLINK (-10.00%), ETRANZACT (-9.85%) and CHIPLC (-6.90%) led the losers chart for the day

The day's trading activities by volume was led by ZENITHBANK (147.03million), UBA (142.37million) and GUARANTY (72.75million) while the activity by value was led by ZENITHBANK (₦3.67billion), GUARANTY (₦2.83billion) and UNILEVER (₦1.86billion).

Outlook: Stocks market maintained positive note throughout the week as NSE ASI up by 0.31%. The dominance of buyers in the market reflected on the market breadth of today's activity as it is at 3.09x (vs 1.92x in last trading day).

Going forward, we do not expect the bearish run to dominate the year 2019 as we expect the uncertainty surrounding the Nigerian equity market to end after the general elections. As a result, we advise our clients to start taking position in the companies that have good dividend payment history.

TOP GAINERS

	Stock	Previous Close	Today's Close	Change (₦)	%Change
1	NEM	2.30	2.50	0.20 ↑	8.70
2	NPFMCRFBK	1.43	1.55	0.12 ↑	8.39
3	UPL	2.16	2.34	0.18 ↑	8.33
4	MCNICHOLS	0.38	0.41	0.03 ↑	7.89
5	DANGFLOUR	6.35	6.85	0.50 ↑	7.87
6	UNITYBNK	0.90	0.97	0.07 ↑	7.78
7	PZ	11.30	12.15	0.85 ↑	7.52
8	HONYFLOUR	1.20	1.29	0.09 ↑	7.50
9	UNIONDAC	0.27	0.29	0.02 ↑	7.41
10	FBNH	7.45	8.00	0.55 ↑	7.38

TOP LOSERS

	Stock	Previous Close	Today's Close	Change (₦)	%Change
1	INTERLINK	3.60	3.24	-0.36 ↓	-10.00
2	ETTRANZACT	3.25	2.93	-0.32 ↓	-9.85
3	CHIPLC	0.29	0.27	-0.02 ↓	-6.90
4	CORNERST	0.21	0.20	-0.01 ↓	-4.76
5	NAHCO	3.49	3.35	-0.14 ↓	-4.01
6	AIICO	0.75	0.72	-0.03 ↓	-4.00
7	DANGCEM	190.00	185.50	-4.50 ↓	-2.37
8	ETI	14.00	13.70	-0.30 ↓	-2.14
9	CCNN	22.45	22.00	-0.45 ↓	-2.00
10	GLAXOSMITH	12.00	11.95	-0.05 ↓	-0.42

NSE MARKET DAILY STATISTICS				
	Today	Previous		% Change
NSE All Share Index (NSEASI)	31,529.92	31,433.49	↑	0.31%
Market Cap. (₦ 'trn)	11.76	11.72	↑	0.31%
Transaction Volume (million)	723.80	436.75	↑	65.72%
Market Turnover (₦ 'million)	12,209.55	5,880.35	↑	107.63%
Number of Deals	5,752	4,047	↑	42.13%

Source: Nigerian Stock Exchange (NSE) / PAC Research

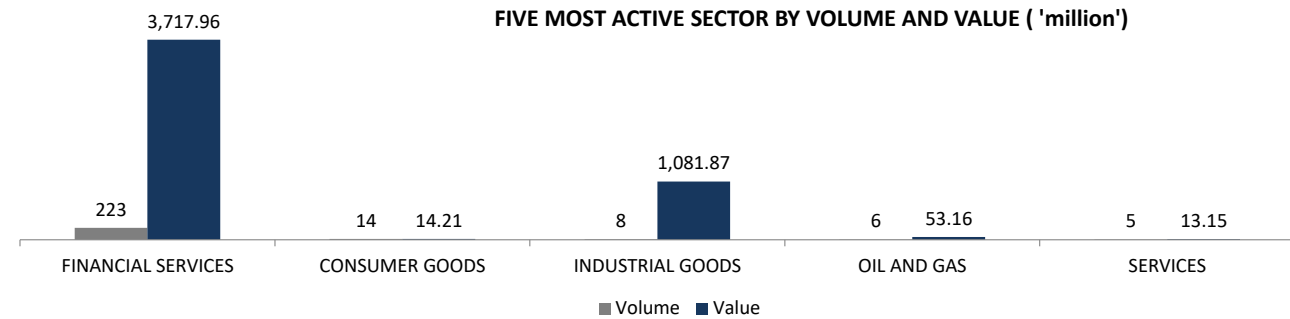
NSE SECTOR INDICES					
	Today	Previous	% Change		Ytd(%)
NSE 30	1,421.80	1,410.23	↑ 0.82%	↑	0.33%
NSE Banking 10	428.72	423.58	↑ 1.21%	↑	7.46%
NSE Oil&Gas 5	286.18	279.02	↑ 2.57%	↓	-5.31%
NSE Insurance 10	126.86	125.30	↑ 1.25%	↑	0.30%
NSE Consumer Goods 10	725.31	716.53	↑ 1.23%	↓	-3.14%
NSE Premium Index	2,161.26	2,169.62	↓ -0.39%	↓	-1.54%

Source: Nigerian Stock Exchange (NSE) / PAC Research

TOP 10 LOSERS YEAR TO DATE			TOP 10 GAINERS YEAR TO DATE		
1	RESORTSAL	-60.00%	1	CILEASING	407.87%
2	CHIPLC	-28.95%	2	ABCTRANS	37.93%
3	ETRANZACT	-25.82%	3	STERLN BANK	31.58%
4	CHAMPION	-18.59%	4	REDSTAREX	30.95%
5	AIRSERVICE	-18.35%	5	JBERGER	29.35%
6	ACADEMY	-18.00%	6	CUTIX	21.95%
7	NNFM	-17.71%	7	FIDELITYBK	20.69%
8	GLAXOSMITH	-17.59%	8	CAVERTON	19.79%
9	NEIMETH	-15.38%	9	REGALINS	19.05%
10	LAWUNION	-15.00%	10	UCAP	18.44%

COMPANY	TURNOVER (₦'B)	CURRENT PAT (₦'B)	PREVIOUS PAT (₦'B)	PERIOD
ZENITH BANK PLC	409.174	121.33	117.30	9M 2018
NIGERIAN BREWERIES PLC	254.998	14.79	24.01	9M 2018
DANGOTE CEMENT PLC	685.290	158.28	154.12	9M 2018
ACCESS BANK PLC	230.439	42.47	47.66	9M 2018
UNILEVER NIG PLC	72.305	9.57	4.83	9M 2018

Source: Nigerian Stock Exchange (NSE) / PAC Research

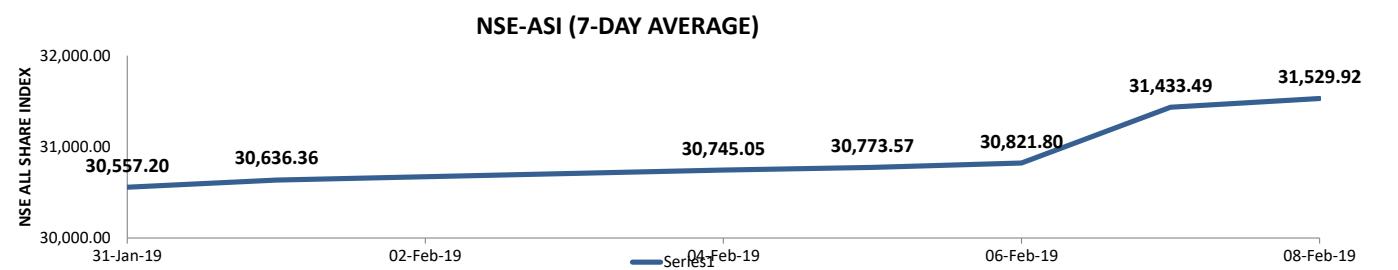
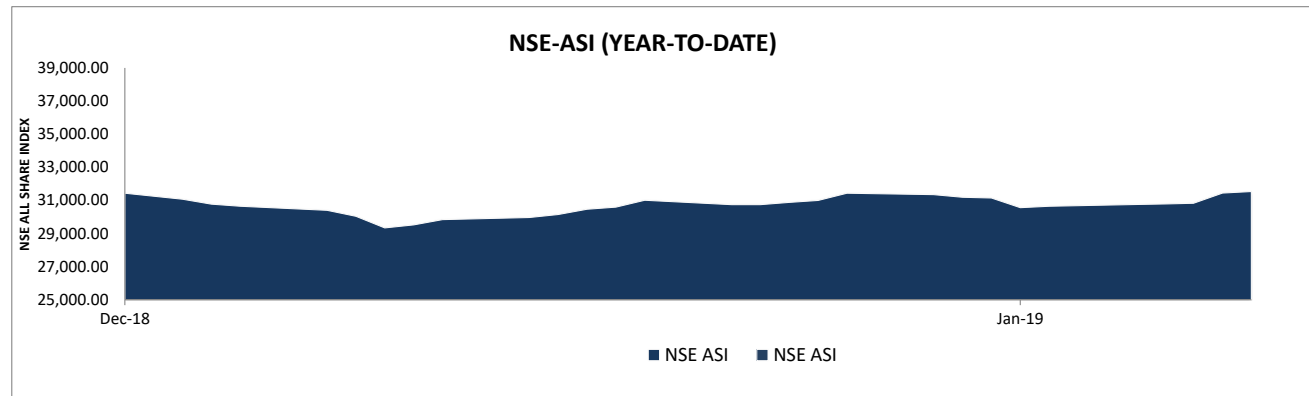


NSE RETURN HISTORY

Day Change	↑	0.31%
Week-to-Date	↑	2.92%
Month-to-Date	↑	3.18%
Quarter-to-Date	↑	0.32%
Year-to-Date	↑	0.32%

TOP TRADED STOCKS BY VOLUME		TOP TRADED STOCKS BY VALUE	
STOCK	VOLUME (UNITS)	STOCK	VALUE (₦)
ZENITHBANK	147,028,394	ZENITHBANK	3,669,311,546.20
UBA	142,373,966	GUARANTY	2,825,687,276.50
GUARANTY	72,749,262	UNILEVER	1,855,429,246.30
TRANSCORP	54,539,943	UBA	1,064,508,426.20
UNILEVER	50,146,520	DANGCEM	1,046,572,831.10

Source: Nigerian Stock Exchange (NSE) / PAC Research



FIXED INCOME REPORT AS AT FEBRUARY 7, 2019

Treasury Bills Market:

In the treasury bills markets, the average yield decrease by 21bps as it closed at 14.30% today (vs. 14.51% average market yield of last trading session). At the end of the trading session today, the 02-May-19, 01-Aug-19 and 23-Jan-20 bills closed at 11.37% (-0.16%), 14.13% (-0.38%), and 17.41% (-0.09%) respectively.

FGN Bond Market:

In the bond market, the average market yield decrease by an average of 8bps as it closed at 14.96% as against 15.04% of the previous session. The result for the 13-Dec-2020, 12-Sep-2021, 14-Mar-2024, 22-Jan-2026, 28-Nov-2028, 18-Jul-2034 and 18-Apr-2037 bonds traded are 15.44% (-0.16%), 15.12% (0.09%), 14.68% (0.00%), 14.75% (-0.10%), 14.93% (-0.11%), 14.75% (-0.25%) and 14.80% (-0.21%) respectively.

Foreign Exchange Market:

At the FX Market (CBN Official Window), Naira remains unchanged 0kobo, closing at ₦306.70/\$ today compared to the ₦306.70/\$ it traded in the previous trading session. On Investors and Exporters Window, Naira appreciated by 8 kobo against dollar as it closed at ₦361.64/\$ today (vs. ₦361.72/\$ it closed in the previous trading session).

Money Market:

In the Money Market today, the REPO rate decreased by an average of 63bps to ease liquidity. At the end of the trading session, the call, 1M, 2M, 3M rate closed at 18.50% (1.00%), 15.25% (0.00%), 15.38% (-1.00%) and 15.50% (-2.50%) respectively. However, Open-Buy-Back (OBB) and Overnight (O/N) rate decreased by an average of 338 bps, closing at 17.33% and 18.42% respectively.

EXCHANGES				
AFRICA	8-Feb-19	VALUE Δ	7-Feb-19	% CHANGE
NSE	31,529.92	96.43	31,433.49	0.31%
BOTSWANA	1,318.95	0.00	1,318.95	0.00%
GHANA SE	2,419.38	-10.87	2,430.25	-0.45%
JSE	53,377.62	-511.23	53,888.85	-0.95%
RWANDA SI	131.17	0.24	130.93	0.18%
UGANDA SE	#N/A N/A	0.24	#VALUE!	#VALUE!
GLOBAL		VALUE Δ		% CHANGE
DOW JONES	24981.04	-188.49	25169.53	-0.75%
FTSE 100	7078.53	-15.05	7093.58	-0.21%
DAX	10935.78	-86.24	11022.02	-0.78%
NIKKEI 225	20333.17	-418.11	20751.28	-2.01%
S&P 500	2695.83	-10.22	2706.05	-0.38%

Source: Bloomberg / PAC Research as at 16.00 GMT

CURRENCY			
MAJOR CURRENCIES			
	CURRENCY/₦		CURRENCY/\$
USD	361.75	CFA FRANC	577.58
EUR	411.04	S.A RAND	13.60
GBP	469.10	GHANA CEDI	4.99
JPY	3.30	KENYAN SHILLING	100.43
AUD	257.28	RWANDA FRANC	885.00
ZAR	26.64	EGYPTIAN POUND	17.61

Source: Bloomberg / PAC Research

ECONOMIC INDICATORS	
	8-Feb-19
MONETARY POLICY RATE (MPR)	14%
LIQUIDITY RATIO(LR)	30.00%
CASH RESERVE RATIO(CRR) Private(Public)	22.50%
INFLATION RATE (December 2018)	11.44%
GDP GROWTH RATE (Q3'18)	1.81%

COMMODITIES			
ENERGY	TODAY'S PRICE	VALUE Δ	PREVIOUS PRICE
BRENT CRUDE	61.99	0.29	61.70
WTI CRUDE	52.63	-0.07	52.70
GASOLINE	143.49	0.75	142.74
NATURAL GAS	2.57	0.01	2.56
METALS		VALUE Δ	
GOLD	1314.26	4.56	1309.70
SILVER	15.79	0.06	15.73
PLATINIUM	800.03	2.08	797.95
PALLADIUM	1400.89	12.22	1388.67
ALUMINIUM	A Real Time	-13.00	#VALUE!
COPPER	A Real Time	-33.00	#VALUE!
AGRICULTURE		VALUE Δ	
CORN	378.50	2.00	376.50
WHEAT	520.75	7.50	513.25
SOYBEANS	914.00	0.75	913.25
SUGAR	12.81	0.07	12.74
COTTON	72.69	-0.12	72.81
COCOA	2266.00	10.00	2256.00

BALANCED FUND

Investment takes different forms. In investing you need to consider a few basic things;

- a) What opportunities exist in the market
- b) How much capital to commit into investment.
- c) Transaction cost
- d) Skill and time to monitor the investment
- e) How to exit the investment

Many people often ask the question why a particular stock made more than 390% last year, and think 'if I had put my money in there my investment would have quadrupled'. While that is true, have you considered investing in some stock that delivers a negative return of about 65%? - That could be catastrophic. You wouldn't know on face value what stock would likely do well at the end of the day. This is why diversification is essential, so that as your portfolio risk is spread out.

It does not require a huge amount to build a well-diversified portfolio. One can benefit from portfolio diversification, professional management, competitive returns and broad investment opportunities simply by investing in a vehicle such as a Mutual Fund. Buying into a fund provides great benefit to investors with limited knowledge, time or money, while expanding the opportunities available to the investor.

A Balanced Fund is a type of collective investment scheme that invests in multiple asset classes giving you an opportunity to benefit from a broader range of investment securities. Let me introduce PACAM Balanced Fund sponsored by the PAC Asset Management LTD.

The PACAM Fund is an Open-ended Balanced Fund that will be invested in a mix of instruments across four asset classes and target locations are as follow ; Equity (up to 40%), Bonds (up to 15%), Money Market (up to 15%) and Real Estate (up to 30%.) The Fund seeks to achieve an efficient balance between capital appreciation and income for investors with modest risk appetite.

Unit Of Sale: Minimum of 50,000 units and multiples of 10,000 units thereafter.

Offer Price: N1:00 per unit

How to subscribe:

Visit www.pacassetmanagement.com/mutualfunds download the application form, complete it and make payment at any branch of Access or Unity Bank to the following account numbers

Access Bank: 0694495528

Unity Bank: 0024075950

Please scan completed application form and payment evidence to info@pacassetmanagement.com

Redemption: You can redeem your money within 5 working days after the relevant documents have been submitted to the fund manager, but any redemption within 90 days from the date you subscribed for units will attract a fee in an amount equal to 10% of the positive total return of the units being redeemed on the day of redemption.

Reinvestment Option: Investors may either elect to receive dividend payments or, reinvestment of such dividends.

Dividend Payment: Dividend as declared, shall be distributed electronically within 7 working days after SEC approval of the funds financial results.

To know more, please contact **Dele** on **01 271 8632**.

EARNINGS UPDATES

DANGOTE CEMENT PLC (FINAL DIVIDEND)

Proposed Dividend: 10.50 Naira per share
Proposed Bonus: NA
Closure Date: 16th April, 2018
Qualification Date: 13th April, 2018
AGM Date: 20th June, 2018
Payment Date: 21st June, 2018

GUARANTY TRUST BANK PLC (INTERIM DIVIDEND)

Proposed Dividend: 30 kobo per share
Proposed Bonus: NA
Closure Date: 16 August, 2018
Qualification Date: 15 August, 2018
AGM Date: NA
Payment Date: 30 August, 2018

ZENITH BANK PLC (FINAL DIVIDEND)

Proposed Dividend: 30 kobo per share
Proposed Bonus: NA
Closure Date: 20 August, 2018
Qualification Date: 17 August, 2018
AGM Date: NA
Payment Date: 29 August, 2018

UNITED BANK OF AFRICA (UBA) - INTERIM DIVIDEND

Proposed Dividend: 20 kobo per share
Proposed Bonus: NA
Closure Date: 12 September, 2018
Qualification Date: 11 September, 2018
AGM Date: NA
Payment Date: 17 September, 2018

8A, Elsie Femi Pearse, Adeola Odeku
Victoria Island, Lagos.
Tel: 234 (0) 1 2716899, 2718630
Website: www.panafricancapitalholdings.com
Email: info@panafricancapitalholdings.com

For further enquiries, please call **Charles Okonkwo on +2348036824312**

Disclaimer

The information, opinions and recommendations contained herein are and must be construed solely as statements of opinion and not statements of fact. No warranty, express or implied, as to the accuracy, timeliness, completeness, merchantability or fitness for any particular purpose of any such recommendation or information is given or made by **PanAfrican Capital** in any form or manner whatsoever. Each recommendation or opinion must be weighed solely as one factor in any investment or other decision made by or on behalf of any user of the information contained herein and such user must accordingly make its own study and