

## 20 STOCKS DECLINE AS NSE ALL-SHARE-INDEX DIPS BY 0.15%

Equities market closed the day's trading session in red zone as the NSE All Share Index and Market Capitalisation depreciated by 0.15% to close at 32,413.92 and ₦12.09 trillion respectively. The Year-to-Date (YtD) and the Quarter-to-Date (QtD) returns stand at 3.13% and 3.13%, while the Month-to-Date (MtD) and Week-to-Date returns stand at 6.08% and 2.80% respectively.

**NSE Sector Indices:** Of all the Industries on the NSE within our coverage, 1 sector advanced in points while 5 sectors declined. The NSE sector index that advanced in points was NSE CONSUMER GOODS (+0.89%), while the sectors that declined in points were NSE 30 (-0.36%), NSE PREMIUM (-0.43%), NSE INSURANCE (-0.73%), NSE BANKING (-1.79%) and NSE OIL & GAS (-2.24%).

The market breadth (gainers/losers) of 0.86x for the day indicates that the number of sellers outpaced the number of buyers in the market today. At the end of the day's trading, 15 stocks advanced as 20 stocks declined; BERGER (+10.00%), UNILEVER (+10.00%) and UNITYBNK (+9.47%) led the gainers chart while CILEASING (-9.95%), CHAMPION (-9.55%) and PZ (-9.43%) led the losers chart for the day

The day's trading activities by volume was led by DIAMONDBNK (131.00million), ZENITHBANK (44.09million) and UBA (40.61million) while the activity by value was led by ZENITHBANK (₦1.10billion), DANGCEM (₦0.65billion) and GUARANTY (₦0.52billion).

**Outlook:** 20 Stocks declined as NSE All-Share-Index depreciated by 0.15%. The dominance of sellers in the market reflected on the market breadth of today's activity as it is at 0.86x (vs 2.71x in last trading day).

Going forward, we do not expect the bearish run to dominate the year 2019 as we expect the uncertainty surrounding the Nigerian equity market to end after the general elections. As a result, we advise our clients to start taking position in the companies that have good dividend payment history.

### TOP GAINERS

	Stock	Previous Close	Today's Close	Change (₦)	%Change
1	BERGER	7.50	8.25	0.75 ↑	10.00
2	UNILEVER	40.00	44.00	4.00 ↑	10.00
3	UNITYBNK	0.95	1.04	0.09 ↑	9.47
4	JAIZBANK	0.55	0.60	0.05 ↑	9.09
5	LIVESTOCK	0.55	0.60	0.05 ↑	9.09
6	WEMABANK	0.83	0.89	0.06 ↑	7.23
7	ROYALEX	0.28	0.30	0.02 ↑	7.14
8	UNIONDAC	0.29	0.31	0.02 ↑	6.90
9	LASACO	0.31	0.33	0.02 ↑	6.45
10	DANGFLOUR	8.25	8.75	0.50 ↑	6.06

### TOP LOSERS

	Stock	Previous Close	Today's Close	Change (₦)	%Change
1	CILEASING	8.14	7.33	-0.81 ↓	-9.95
2	CHAMPION	1.78	1.61	-0.17 ↓	-9.55
3	PZ	13.25	12.00	-1.25 ↓	-9.43
4	UCAP	3.52	3.20	-0.32 ↓	-9.09
5	CHIPLC	0.28	0.26	-0.02 ↓	-7.14
6	NEIMETH	0.75	0.70	-0.05 ↓	-6.67
7	FIDELITYBK	2.78	2.60	-0.18 ↓	-6.47
8	ACCESS	7.10	6.65	-0.45 ↓	-6.34
9	FO	29.70	28.00	-1.70 ↓	-5.72
10	UAC-PROP	1.76	1.68	-0.08 ↓	-4.55

NSE MARKET DAILY STATISTICS				
	Today	Previous	% Change	
NSE All Share Index (NSEASI)	32,413.92	32,462.31	↓	-0.15%
Market Cap. (₦ 'trn)	12.09	12.11	↓	-0.15%
Transaction Volume (million)	470.40	580.41	↓	-18.95%
Market Turnover (₦ 'million)	4,240.90	8,032.25	↓	-47.20%
Number of Deals	5,858	7,052	↓	-16.93%

Source: Nigerian Stock Exchange (NSE) / PAC Research

NSE SECTOR INDICES					
	Today	Previous	% Change		YtD(%)
NSE 30	1,468.90	1,474.26	↓	-0.36%	3.65%
NSE Banking 10	434.64	442.55	↓	-1.79%	8.95%
NSE Oil&Gas 5	292.97	299.69	↓	-2.24%	-3.06%
NSE Insurance 10	127.14	128.08	↓	-0.73%	0.52%
NSE Consumer Goods 10	764.18	757.41	↑	0.89%	2.05%
NSE Premium Index	2,214.58	2,224.24	↓	-0.43%	0.89%

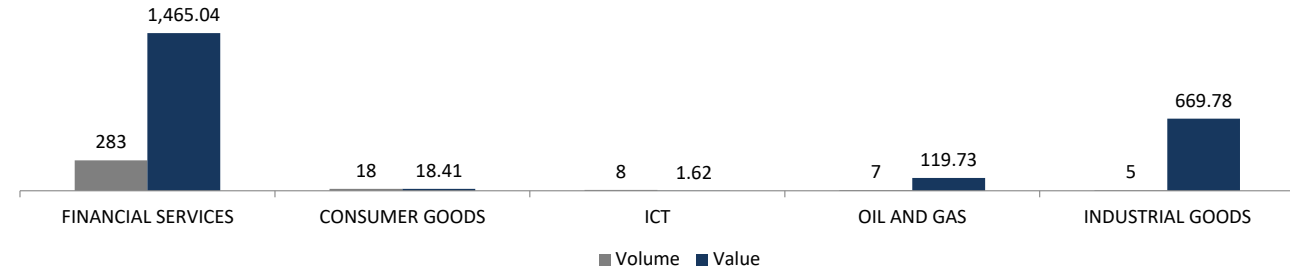
Source: Nigerian Stock Exchange (NSE) / PAC Research

TOP 10 LOSERS YEAR TO DATE			TOP 10 GAINERS YEAR TO DATE		
1	RESORTSAL	-60.00%	1	CILEASING	311.80%
2	CHIPLC	-31.58%	2	WEMABANK	41.27%
3	ETRANZACT	-25.82%	3	ABCTRANS	37.93%
4	CHAMPION	-19.10%	4	ROYALEX	36.36%
5	AIRSERVICE	-18.35%	5	REDSTAREX	30.95%
6	ACADEMY	-18.00%	6	FIDELITYBK	28.08%
7	GLAXOSMITH	-17.24%	7	DANGFLOUR	27.74%
8	MEDVIEWAIR	-17.07%	8	JBERGER	26.87%
9	LAWUNION	-15.00%	9	STERLNBANK	26.32%
10	FIRSTALUM	-13.89%	10	UNIONDAC	24.00%

COMPANY	TURNOVER (₦'B)	CURRENT PAT (₦'B)	PREVIOUS PAT (₦'B)	PERIOD
ZENITH BANK PLC	409.174	121.33	117.30	9M 2018
NIGERIAN BREWERIES PLC	254.998	14.79	24.01	9M 2018
DANGOTE CEMENT PLC	685.290	158.28	154.12	9M 2018
ACCESS BANK PLC	230.439	42.47	47.66	9M 2018
UNILEVER NIG PLC	72.305	9.57	4.83	9M 2018

Source: Nigerian Stock Exchange (NSE) / PAC Research

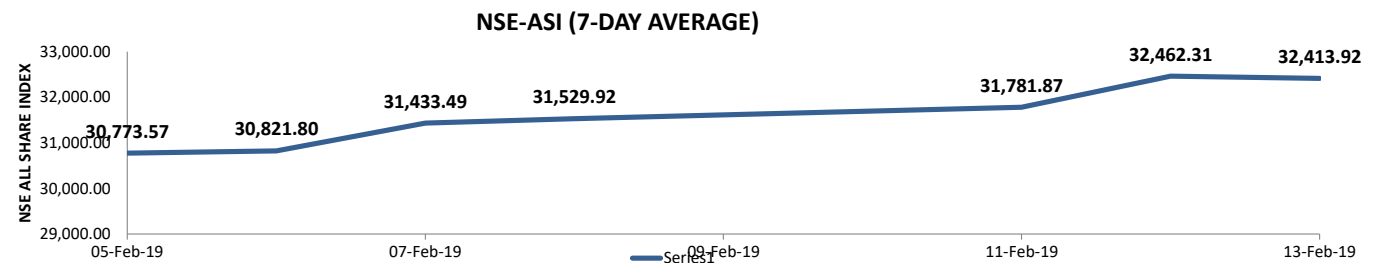
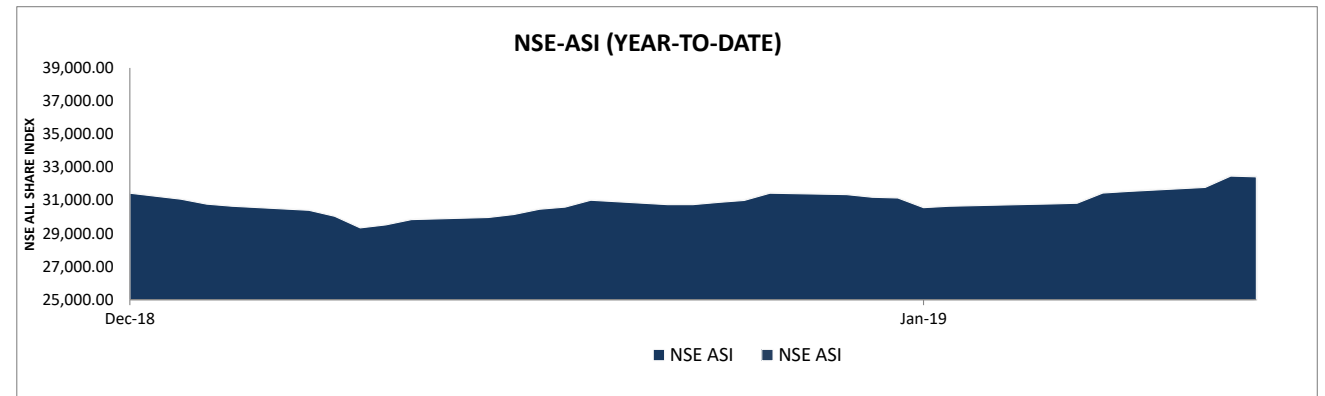
FIVE MOST ACTIVE SECTOR BY VOLUME AND VALUE ('million')



NSE RETURN HISTORY		
Day Change	↓	-0.15%
Week-to-Date	↑	2.80%
Month-to-Date	↑	6.08%
Quarter-to-Date	↑	3.13%
Year-to-Date	↑	3.13%

TOP TRADED STOCKS BY VOLUME		TOP TRADED STOCKS BY VALUE	
STOCK	VOLUME (UNITS)	STOCK	VALUE (₦)
DIAMONDBNK	131,001,361	ZENITHBANK	1,097,957,439.65
ZENITHBANK	44,085,915	DANGCEM	653,670,050.70
UBA	40,613,814	GUARANTY	522,753,142.55
TRANSCORP	30,307,784	UBA	319,491,370.95
FCMB	25,784,614	DIAMONDBN	314,357,133.00

Source: Nigerian Stock Exchange (NSE) / PAC Research



## FIXED INCOME REPORT AS AT FEBRUARY 12, 2019

### Treasury Bills Market:

In the treasury bills markets, the average yield increase by 5bps as it closed at 14.34% today (vs. 14.29% average market yield of last trading session). At the end of the trading session today, the 02-May-19, 01-Aug-19 and 23-Jan-20 bills closed at 11.37% (-0.01%), 14.24% (0.04%), and 17.41% (0.13%) respectively.

### FGN Bond Market:

In the bond market, the average market yield increase by an average of 3bps as it closed at 14.85% as against 14.82% of the previous session. The result for the 13-Dec-2020, 12-Sep-2021, 14-Mar-2024, 22-Jan-2026, 28-Nov-2028, 18-Jul-2034 and 18-Apr-2037 bonds traded are 15.12% (-0.05%), 15.03% (-0.02%), 14.64% (-0.04%), 14.73% (0.09%), 14.86% (0.07%), 14.69% (0.07%) and 14.53% (0.04%) respectively.

### Foreign Exchange Market:

At the FX Market (CBN Official Window), Naira depreciated by 5kobo, closing at ₦306.75/\$ today compared to the ₦306.70/\$ it traded in the previous trading session. On Investors and Exporters Window, Naira appreciated by 8 kobo against dollar as it closed at ₦361.87/\$ today (vs. ₦361.95/\$ it closed in the previous trading session).

### Money Market:

In the Money Market today, the REPO rate decreased by an average of 1250bps to ease liquidity. At the end of the trading session, the call, 1M, 2M, 3M rate closed at 32.50% (-47.50%), 17.75% (-2.50%), 20.38% (0.00%) and 20.50% (0.00%) respectively. However, Open-Buy-Back (OBB) and Overnight (O/N) rate decreased by an average of 1958 bps, closing at 24.17% and 27.50% respectively.

EXCHANGES				
AFRICA	13-Feb-19	VALUE Δ	12-Feb-19	% CHANGE
NSE	32,413.92	-48.39	32,462.31	-0.15%
BOTSWANA	1,323.98	-0.91	1,324.89	-0.07%
GHANA SE	2,418.75	-1.05	2,419.81	-0.04%
JSE	54,560.17	599.66	53,960.51	1.11%
RWANDA SI	130.81	0.00	130.81	0.00%
UGANDA SE	#N/A N/A	0.00	#VALUE!	#VALUE!
GLOBAL		VALUE Δ		% CHANGE
DOW JONES	25562.95	137.19	25425.76	0.54%
FTSE 100	7192.07	58.93	7133.14	0.83%
DAX	11182.52	56.44	11126.08	0.51%
NIKKEI 225	21144.48	280.27	20864.21	1.34%
S&P 500	2760.35	15.62	2744.73	0.57%

Source: Bloomberg / PAC Research as at 16.00 GMT

CURRENCY			
MAJOR CURRENCIES			
	CURRENCY/₦		CURRENCY/\$
USD	361.29	CFA FRANC	580.89
EUR	410.26	S.A RAND	13.89
GBP	468.48	GHANA CEDI	5.30
JPY	3.28	KENYAN SHILLING	100.23
AUD	258.32	RWANDA FRANC	885.00
ZAR	26.12	EGYPTIAN POUND	17.59

Source: Bloomberg / PAC Research

ECONOMIC INDICATORS	
	13-Feb-19
MONETARY POLICY RATE (MPR)	14%
LIQUIDITY RATIO(LR)	30.00%
CASH RESERVE RATIO(CRR) Private(Public)	22.50%
INFLATION RATE (December 2018)	11.44%
GDP GROWTH RATE (Q3'18)	1.81%

COMMODITIES			
ENERGY	TODAY'S PRICE	VALUE Δ	PREVIOUS PRICE
BRENT CRUDE	63.46	1.01	62.45
WTI CRUDE	53.98	0.84	53.14
GASOLINE	144.37	1.68	142.69
NATURAL GAS	2.59	-0.10	2.69
METALS		VALUE Δ	
GOLD	1316.99	5.95	1311.04
SILVER	15.80	0.08	15.72
PLATINIUM	794.58	2.97	791.61
PALLADIUM	1410.48	4.75	1405.73
ALUMINIUM	A Real Time	-19.00	#VALUE!
COPPER	A Real Time	-44.00	#VALUE!
AGRICULTURE		VALUE Δ	
CORN	377.75	-0.50	378.25
WHEAT	521.75	0.00	521.75
SOYBEANS	919.25	1.50	917.75
SUGAR	12.60	-0.06	12.66
COTTON	71.35	0.23	71.12
COCOA	2284.00	13.00	2271.00

## BALANCED FUND

**Investment takes different forms. In investing you need to consider a few basic things;**

- a) What opportunities exist in the market
- b) How much capital to commit into investment.
- c) Transaction cost
- d) Skill and time to monitor the investment
- e) How to exit the investment

Many people often ask the question why a particular stock made more than 390% last year, and think 'if I had put my money in there my investment would have quadrupled'. While that is true, have you considered investing in some stock that delivers a negative return of about 65%? - That could be catastrophic. You wouldn't know on face value what stock would likely do well at the end of the day. This is why diversification is essential, so that as your portfolio risk is spread out.

It does not require a huge amount to build a well-diversified portfolio. One can benefit from portfolio diversification, professional management, competitive returns and broad investment opportunities simply by investing in a vehicle such as a Mutual Fund. Buying into a fund provides great benefit to investors with limited knowledge, time or money, while expanding the opportunities available to the investor.

A Balanced Fund is a type of collective investment scheme that invests in multiple asset classes giving you an opportunity to benefit from a broader range of investment securities. Let me introduce PACAM Balanced Fund sponsored by the PAC Asset Management LTD.

The PACAM Fund is an Open-ended Balanced Fund that will be invested in a mix of instruments across four asset classes and target locations are as follow ; Equity (up to 40%), Bonds (up to 15%), Money Market (up to 15%) and Real Estate (up to 30%.) The Fund seeks to achieve an efficient balance between capital appreciation and income for investors with modest risk appetite.

**Unit Of Sale:** Minimum of 50,000 units and multiples of 10,000 units thereafter.

**Offer Price:** N1:00 per unit

### **How to subscribe:**

Visit [www.pacassetmanagement.com/mutualfunds](http://www.pacassetmanagement.com/mutualfunds) download the application form, complete it and make payment at any branch of Access or Unity Bank to the following account numbers

**Access Bank: 0694495528**

**Unity Bank: 0024075950**

Please scan completed application form and payment evidence to [info@pacassetmanagement.com](mailto:info@pacassetmanagement.com)

**Redemption:** You can redeem your money within 5 working days after the relevant documents have been submitted to the fund manager, but any redemption within 90 days from the date you subscribed for units will attract a fee in an amount equal to 10% of the positive total return of the units being redeemed on the day of redemption.

**Reinvestment Option:** Investors may either elect to receive dividend payments or, reinvestment of such dividends.

**Dividend Payment:** Dividend as declared, shall be distributed electronically within 7 working days after SEC approval of the funds financial results.

To know more, please contact **Dele** on **01 271 8632**.

## EARNINGS UPDATES

**DANGOTE CEMENT PLC (FINAL DIVIDEND)**

**Proposed Dividend:** 10.50 Naira per share  
**Proposed Bonus:** NA  
**Closure Date:** 16th April, 2018  
**Qualification Date:** 13th April, 2018  
**AGM Date:** 20th June, 2018  
**Payment Date:** 21st June, 2018

**GUARANTY TRUST BANK PLC (INTERIM DIVIDEND)**

**Proposed Dividend:** 30 kobo per share  
**Proposed Bonus:** NA  
**Closure Date:** 16 August, 2018  
**Qualification Date:** 15 August, 2018  
**AGM Date:** NA  
**Payment Date:** 30 August, 2018

**ZENITH BANK PLC (FINAL DIVIDEND)**

**Proposed Dividend:** 30 kobo per share  
**Proposed Bonus:** NA  
**Closure Date:** 20 August, 2018  
**Qualification Date:** 17 August, 2018  
**AGM Date:** NA  
**Payment Date:** 29 August, 2018

**UNITED BANK OF AFRICA (UBA) - INTERIM DIVIDEND**

**Proposed Dividend:** 20 kobo per share  
**Proposed Bonus:** NA  
**Closure Date:** 12 September, 2018  
**Qualification Date:** 11 September, 2018  
**AGM Date:** NA  
**Payment Date:** 17 September, 2018

8A, Elsie Femi Pearse, Adeola Odeku  
Victoria Island, Lagos.  
Tel: 234 (0) 1 2716899, 2718630  
Website: [www.panafricancapitalholdings.com](http://www.panafricancapitalholdings.com)  
Email: [info@panafricancapitalholdings.com](mailto:info@panafricancapitalholdings.com)

For further enquiries, please call **Charles Okonkwo on +2348036824312**

**Disclaimer**

The information, opinions and recommendations contained herein are and must be construed solely as statements of opinion and not statements of fact. No warranty, express or implied, as to the accuracy, timeliness, completeness, merchantability or fitness for any particular purpose of any such recommendation or information is given or made by **PanAfrican Capital** in any form or manner whatsoever. Each recommendation or opinion must be weighed solely as one factor in any investment or other decision made by or on behalf of any user of the information contained herein and such user must accordingly make its own study and